

# Slingsby Artist Commission



Angie Hardwick  
Ceramic Artist

# Introduction

## Meet the artist and find out about the project.

Angie created a leaflet which got sent out to residents. At the event she got to meet some of the residents and their children participated in a drop in workshop relating to the project.

### ARTIST IN RESIDENCE POP UP EVENT AND LEAFLET DROP



ANGIE HARDWICK, RESIDENT ARTIST WILL BE ON SLINGSBY PLACE ON ONE OF THESE DAYS DEPENDING ON WEATHER

FIND OUT WHAT ITS ALL ABOUT!

COME AND HAVE A CHAT ABOUT THE EXCITING  
PROJECT ON YOUR ESTATE!  
EVERYONE WELCOME!

FOR MORE DETAILS CONTACT ANGIE HARDWICK  
VISUAL ARTIST, ANGE MADE CERAMICS  
MOB: 07730572908 EMAIL: ahardwick@hotmail.co.uk





# Manor Cottage

Angie had meetings with The Green Estate and managed to secure Manor Cottage for the duration of the project, less than 3 minutes walk from Slingsby. Manor Cottage was perfect for delivering creative workshops.



# Creative Consultation

Angie invited residents to the cottages to discuss their thoughts and feelings on the theme of 'Home' and to find out more about the project.

**ARTIST IN RESIDENCE**  
FIND OUT WHAT ITS ALL ABOUT!



SLINGSBY RESIDENTS ARE INVITED TO CALL IN TO MEET ANGIE, THE ARTIST, AND HAVE A CHAT ABOUT THE EXCITING PROJECT ON YOUR ESTATE

FREE TEA, COFFEE, JUICE AND BISCUITS  
WILL BE PROVIDED.....BRING A MUG!  
EVERYONE WELCOME!

FOR MORE DETAILS CONTACT ANGIE HARDWICK  
VISUAL ARTIST, ANGE MADE CERAMICS  
MOB: 07730572908 EMAIL: [ahardwick@hotmail.co.uk](mailto:ahardwick@hotmail.co.uk)

SLINGSBY ART PROJECT



WE NEED YOUR COMMUNITY

## WHERE?



THE DROP IN SESSIONS WILL  
TAKE PLACE AT MANOR  
COTTAGES, MANOR LANE,  
S2 1UP

JUST A 2 MINUTE WALK FROM THE ESTATE  
SHARE IDEAS AND GET INVOLVED!!

THURSDAY 11TH APRIL 6PM-8PM


TUESDAY 16TH APRIL 6PM-8PM

SATURDAY 20TH APRIL 10AM-4PM

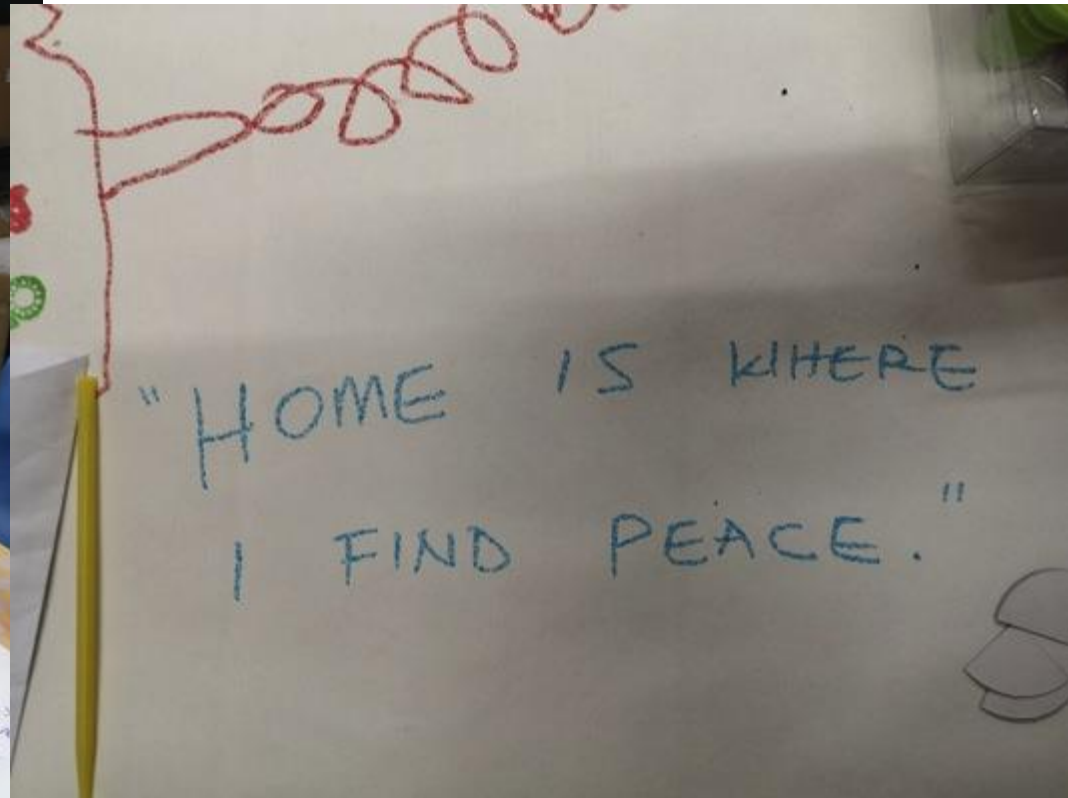
POP IN OR STAY FOR THE ENTIRE SESSION. MORE DATES TO BE CONFIRMED



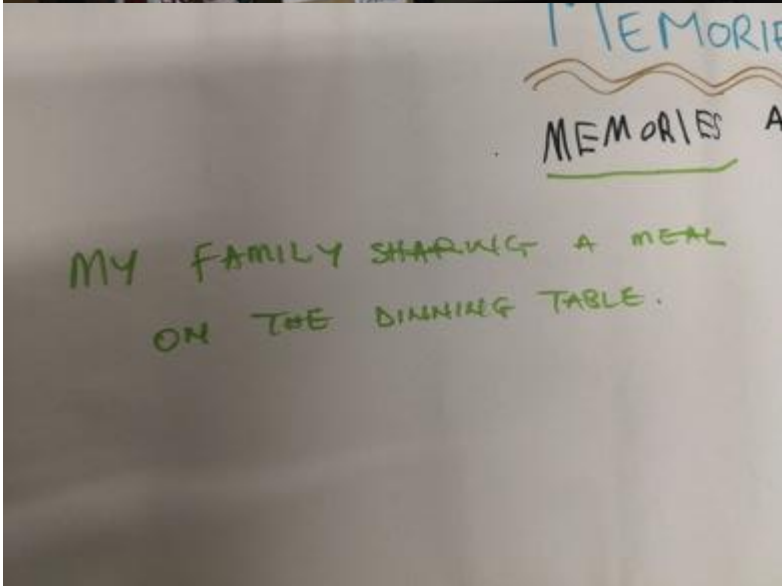
# Creative Consultation



# Creative Consultation




# Creative Consultation





# Creative Consultation





# Postcard Response

Dear SYHA

Home/my neighbourhood/my garden means.....

my new home means to me I have lots of space in my room  
It means that we can finally make a proper home for me and my children.

my garden means me and brother sister can play  
I am also close to my sister  
Living on this street

From Nerrisa Whittingham

Dear SYHA

Home/my neighbourhood/my garden means..... Means some  
Where I can be me. Somewhere to feel love  
and its a home because family is there.

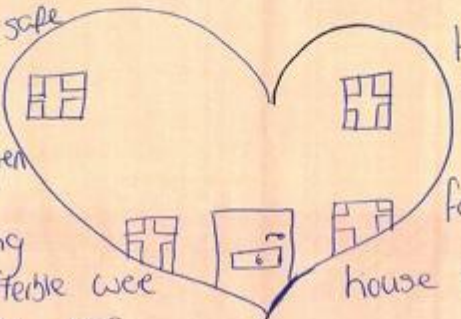
Thank you very much for giving us  
Somewhere to call home is  
♡

From Rominster No 16

Dear SYHA

Home/my neighbourhood/my garden means.....

Lovely place to bring my children up.  
Feeling comfortable wee you are.  
Home is where the heart is.  
Feeling safe house proud.



From Nichole Lightfoot ♡

Dear SYHA

Home/my neighbourhood/my garden means.....

A safe, warm & cosy place to protect my daughter and bring her up.  
to create memories just as special as the ones I made growing up.


My favourite place is the kitchen ~~espen~~ <sup>especially</sup>  
because I can call it my own.

From Michelle NO.9

# Postcard Response

Dear SYHA

Home/my neighbourhood/my garden means.....



From T. J No 16

Dear SYHA

Home/my neighbourhood/my garden means.....

- A Safe and Secure environment.
- Plenty of room for our children as they grow up.
- Spacious rooms so my daughter's medical equipment can fit in safely.
- People that represent different ethnicities, a vibrant range of cultural and racial backgrounds  
"That's our Slingsby Place".
- Large Gardens & Private Ideal for young children.

From Rafia & Mushlag 14 Slingsby Place

Dear SYHA

Home/my neighbourhood/my garden means a lot to me, I share it with my mum, Brother and my sister. My home only means a lot to me because of the people I share it with.



From Aneera

Dear SYHA

Home/my neighbourhood/my garden means.....

What I love most about my home is "who I share it with".

The utility is a big advantage with the downstairs toilet, the kitchen is really spacious and the stairs are really wide. I can look out of the door/window from the kitchen or living room and keep a eye on the kids

From Stacey



# Artist's Work

Angie's work, created in response to Creative Consultation sessions





# Artist's Work



# Ceramic Sessions

## FREE CERAMIC SESSIONS!

LEARN NEW SKILLS IN CLAY AND MAKE YOUR OWN MUG, COASTER OR DOOR NUMBER.



ALL CREATIONS CAN BE FIRED AND GLAZED FOR YOU TAKE HOME AT THE END OF THE PROJECT  
SESSIONS WILL TAKE PLACE AT  
MANOR COTTAGE ON THE FOLLOWING DATES...

SATURDAY 27TH APRIL 10AM-4PM

SATURDAY 4TH MAY 10AM-4PM

SATURDAY 18TH MAY 10AM-4PM

SATURDAY 25TH MAY 10AM-4PM

FRIDAY 31ST MAY 10AM-4PM

POP IN FOR 10 MINUTES OR STAY FOR THE WHOLE SESSION!!

Angie created a flyer and did a leaflet drop inviting residents to participate in ceramic sessions, linking with the project.

## SLINGSBY ART PROJECT

SLINGSBY RESIDENTS ARE INVITED TO JOIN IN WITH THE EXCITING ART PROJECT.

### WHERE?



THE DROP IN SESSIONS WILL TAKE PLACE AT MANOR COTTAGE, MANOR LANE, S2 1NP

JUST A 2 MINUTE WALK FROM THE ESTATE SHARE IDEAS AND GET INVOLVED!!

FREE TEA, COFFEE, JUICE AND BISCUITS WILL BE PROVIDED.....BRING A MUG!  
ALL SLINGSBY RESIDENTS WELCOME!

FOR MORE DETAILS CONTACT ANGIE HARDWICK  
VISUAL ARTIST, ANGE MADE CERAMICS  
MOB: 07730572908 EMAIL: ahardwick@hotmail.co.uk



# Ceramic Workshops





# Artist's Work

Samples to show residents



# Artist's Work





# Green Estate Inspiration





# Artist's Work



# Residents' Gifts

Angie wanted to made the residents a gift to remind them of the project





# Residents Gifts

Angie made every household a personalised tile as a keepsake



# Wild Flower Seed Bombs

Angie created some wild flower seed bombs for residents to guerrilla gardening in their area





# Residents' Voting

## **Slingsby Public Art Commission Resident Voting**

### **Option 1 x2 wall mounted Ceramic planters**



**Tick Here**



### **Option 2 x1 free standing Ceramic Planter** **Tick Here**



Angie did a door knock on the estate, asking residents if they wanted a wall mounted or freestanding sculpture on their estate? Where they wanted the art work? What ceramic effects were most popular?



# Sample Tiles





# Sample Tiles



# Residents' Voting




Residents liked most of the techniques and voted for wall mounted cups to be situated on a corner wall on the entrance to the estate.

The chosen space is in a prominent place and If the work is displayed high it will deter vandalism and be less likely to be damaged.



# Final Design

Angie created a detailed design of the artwork to be approved by SYHA.



# Final Design



SYHA approved the design





# Slab Building

Making the pieces commenced.




# Adding Colour





# Added Detail



# Finished Pieces






# Finished Pieces



# Installation

Made to measure brackets were created so the artwork could be safely mounted.





# Unveiling

Residents were invited to attend the unveiling of the art piece on their estate.

The pieces was welcomed by residents and expressed positive comments.



**SLINGSBY  
PLACE ART  
UNVEILING**

Come along to see the grand unveiling and take part in an interactive workshop to create your very own ceramics piece to take home with you.

**Saturday 16th  
November 1-3pm**

For more info, contact Angie on 07730572908

South  
Yorkshire  
Housing  
Association

**COME  
HOME**

syha.co.uk



# Unveiling

